




**2021  
TRAINING  
&  
STRATEGY SESSION**



# ABOUT US



# WHO WE ARE

THE MOSACK GROUP IS COMPRISED OF A CONCISE GROUP OF PASSIONATE INDIVIDUALS WITH AN INCESSANT DESIRE TO PROVIDE THE UTMOST CUSTOMER SERVICE BACKED BY OVER 200 YEARS OF PLUMBING COMPONENT INDUSTRY KNOWLEDGE AND FLAWLESS FILL RATES.



**GLENN MOSACK**  
CEO  
36 YEARS



**BRAXTON MOSACK**  
COO  
6 YEARS



**JEFF POLOFSKY**  
VP - GLOBAL SOURCING  
39 YEARS



**JOHN HEMBREE**  
VP - SALES  
20 YEARS



**LISA STOKES**  
VP OPERATIONS / MARKETING  
20 YEARS



**LINDSEY POLITOWICZ**  
ACCOUNTING SPECIALIST  
9 YEARS



**MEDA BAUGHMAN**  
GRAPHICS COORDINATOR  
20 YEARS



**ASHLEY WATERS**  
SENIOR INVENTORY SPECIALIST  
5 YEARS



**CORY BOONE**  
INSIDE SALES SUPPORT  
5 YEARS



**RAFI CHAUDHARY**  
SALES SUPPORT SPECIALIST  
5 YEARS



**KRISTINE CULICERTO**  
SALES SUPPORT SPECIALIST  
5 YEARS



**ANNE MYERS**  
ITEM DATA MANAGEMENT  
30 YEARS




**BEN HEARNE**  
SALES MANAGER  
6 YEARS



**MORGAN MOSACK**  
SALES ASSOCIATE  
2 YEARS

# BUSINESS SEGMENTS

## VALVES




TMG STOCKED ITEM COUNT: 614  
ONLINE: 196  
IN STORE: 22

## PEX-B




TMG STOCKED ITEM COUNT: 331  
ONLINE: 298  
IN STORE: 266

## PEX-A




TMG STOCKED ITEM COUNT: 298  
ONLINE: 298  
IN STORE: 266

## PUSH TO CONNECT



TMG STOCKED ITEM COUNT: 190  
ONLINE: 189  
IN STORE: 187

## INSERTS



TMG STOCKED ITEM COUNT: 106  
ONLINE: 106  
IN STORE: 106

## IRRIGATION



TMG STOCKED ITEM COUNT: 38  
ONLINE: 26  
IN STORE: 26

## CPVC



TMG STOCKED ITEM COUNT: 24  
ONLINE: 24  
IN STORE: 4

## PVC



TMG STOCKED ITEM COUNT: 33  
ONLINE: 33  
IN STORE: 33

## WH CONNECTORS



TMG STOCKED ITEM COUNT: 30  
ONLINE: 17  
IN STORE: 17

## TOOLS



TMG STOCKED ITEM COUNT: 22  
ONLINE: 22  
IN STORE: 11

## ELECTRICAL PUSH



TMG STOCKED ITEM COUNT: 8  
ONLINE: 8  
IN STORE: 0

## PRESS



TMG STOCKED ITEM COUNT: 39  
ONLINE: 39  
IN STORE: 0

## CLAMPS

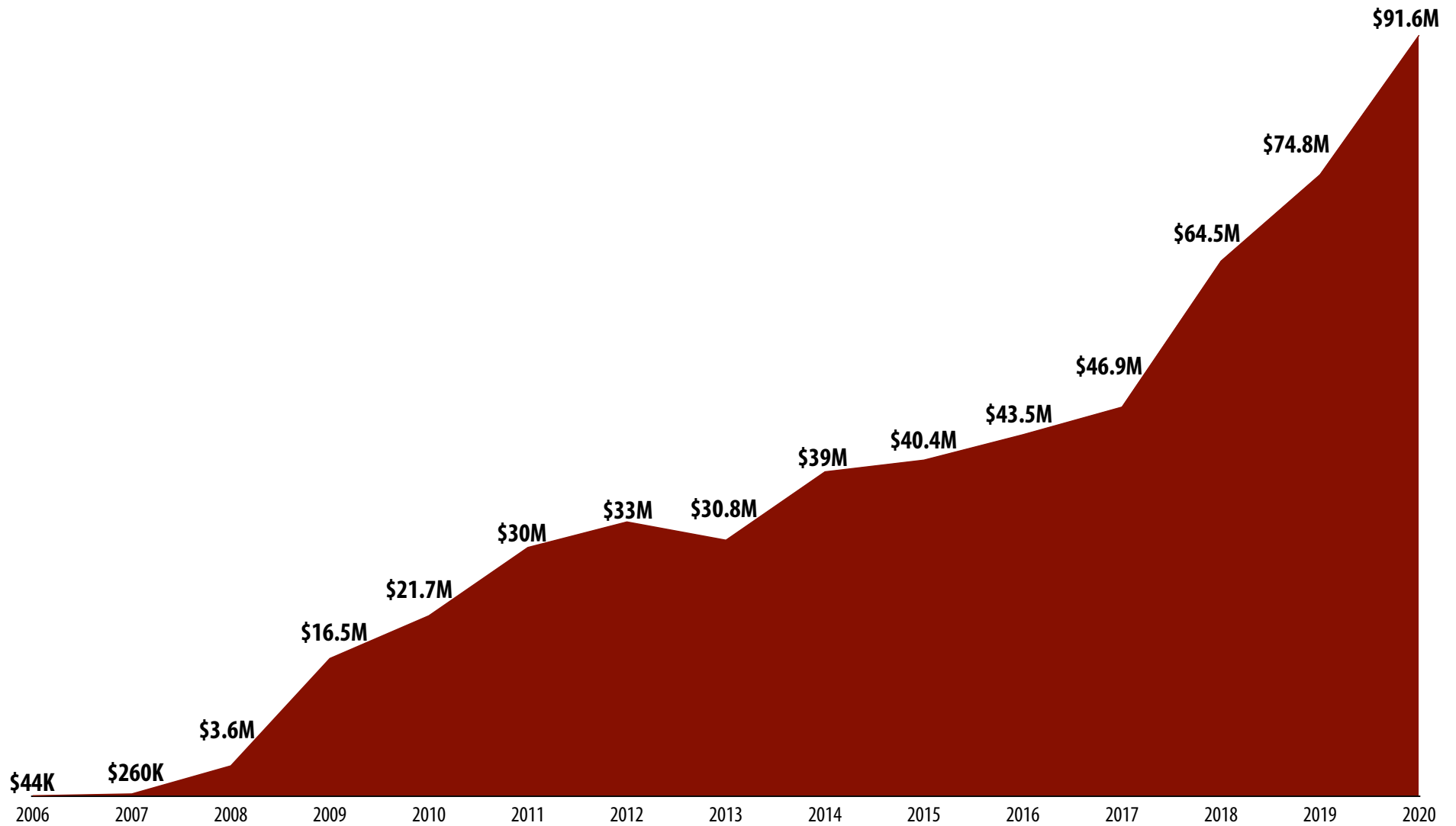


TMG STOCKED ITEM COUNT: 29  
ONLINE: 0  
IN STORE: 0

# 2020 STATS (2021 PROJ)

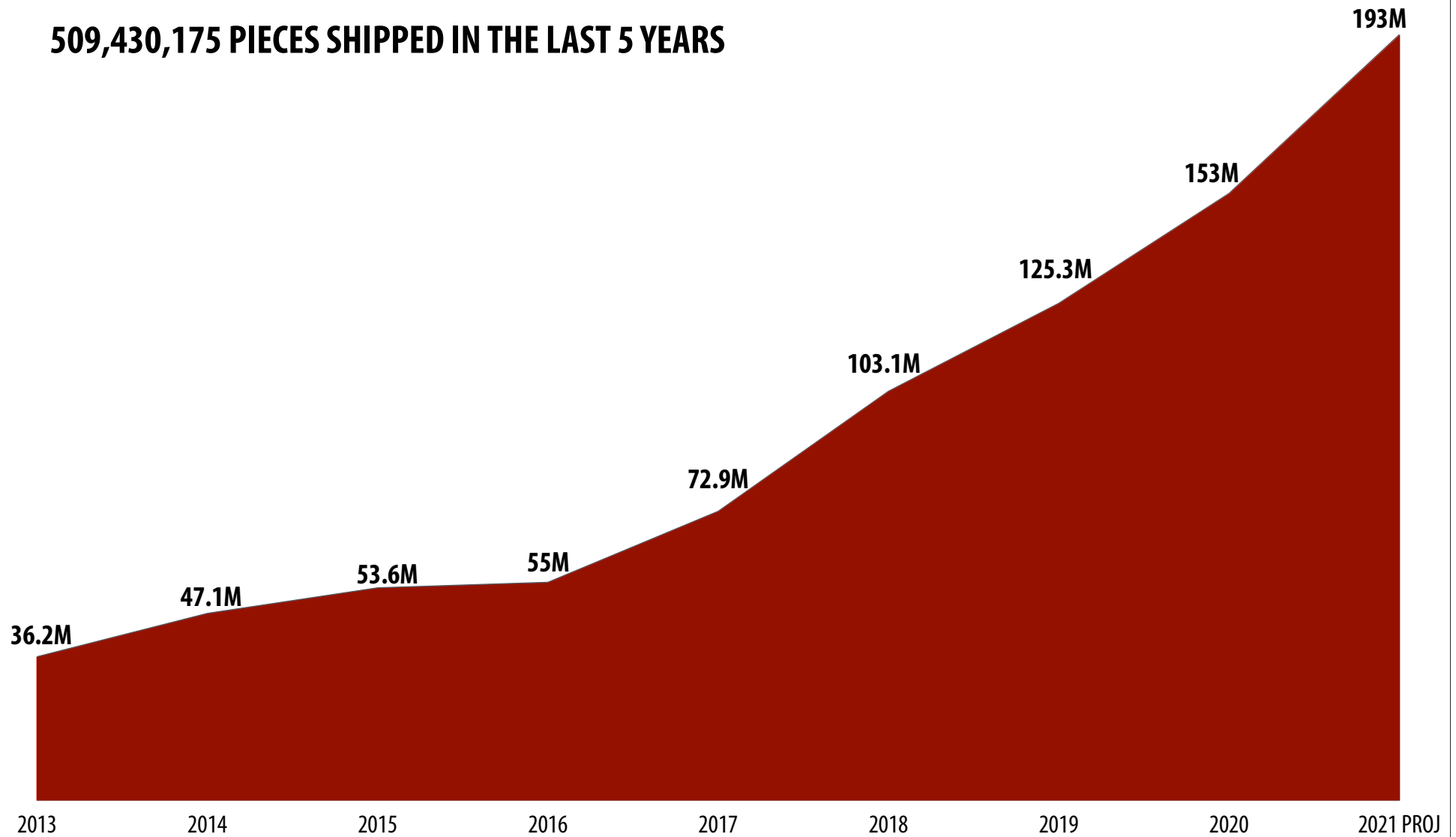
- **153 MILLION INDIVIDUAL PIECES OF ALL PRODUCT SHIPPED (193M)**
  - INDIVIDUAL FITTINGS, COILS, FASTENERS, ETC.
- **143 MILLION LINEAR FEET OF PIPE SHIPPED (190M)**
  - IT'S 131.4 MILLION LINEAR FEET AROUND THE GLOBE
- **82 MILLION INDIVIDUAL FASTENERS SHIPPED (102M)**
  - CRIMP RINGS, PINCH CLAMPS AND STAINLESS STEEL SLEEVES COMBINED
- **42 MILLION UNITS SHIPPED (52M)**
  - A UNIT IS A PACK. SOME PACKS ARE ONE PIECE UP TO 100 PIECES. EACH COUNTED AS ONE UNIT
- **3.8 MILLION VALVES (4.6M)**
  - ALL FLOW CONTROL CONTROL DEVICES COMBINED
- **3 ITEMS WITH OVER 1M UNITS SOLD IN 2020 (6)**
  - ONE STICK OF PIPE, ONE FASTENER AND ONE FITTING
- **750K JARS IN 62 VARIATIONS (1M)**
- **250K UNITS VIA E-COMMERCE (370K)**

# NET SALES - HISTORICAL



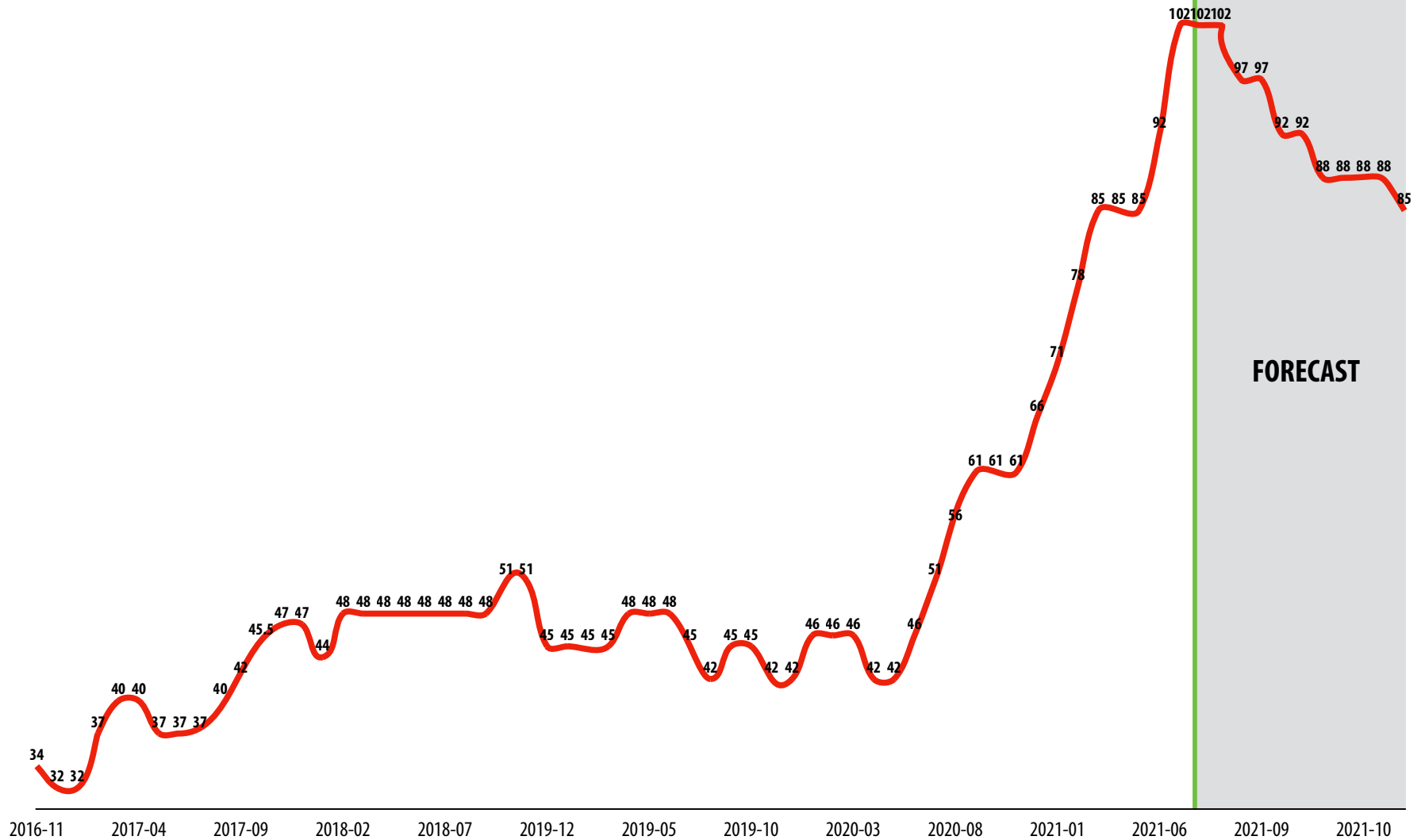
# PIECES SHIPPED - HISTORICAL

**509,430,175 PIECES SHIPPED IN THE LAST 5 YEARS**

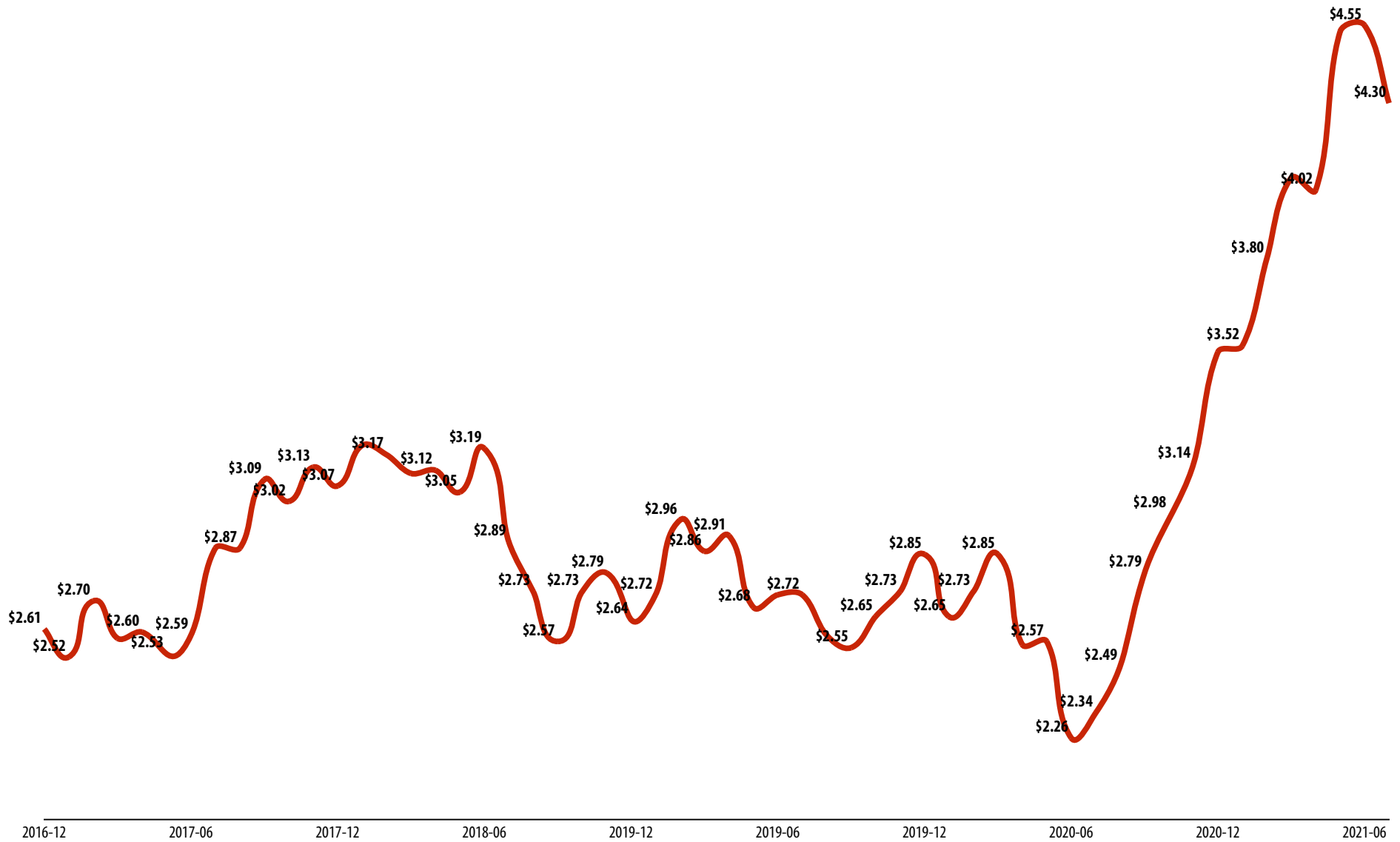


# COST IMPACTS - RESIN

 TODAY



# COST IMPACTS - COPPER





# LATEST INFORMATION

## CONTAINER COSTS



# PIPE SALES BREAKDOWN

**142,821,108'**

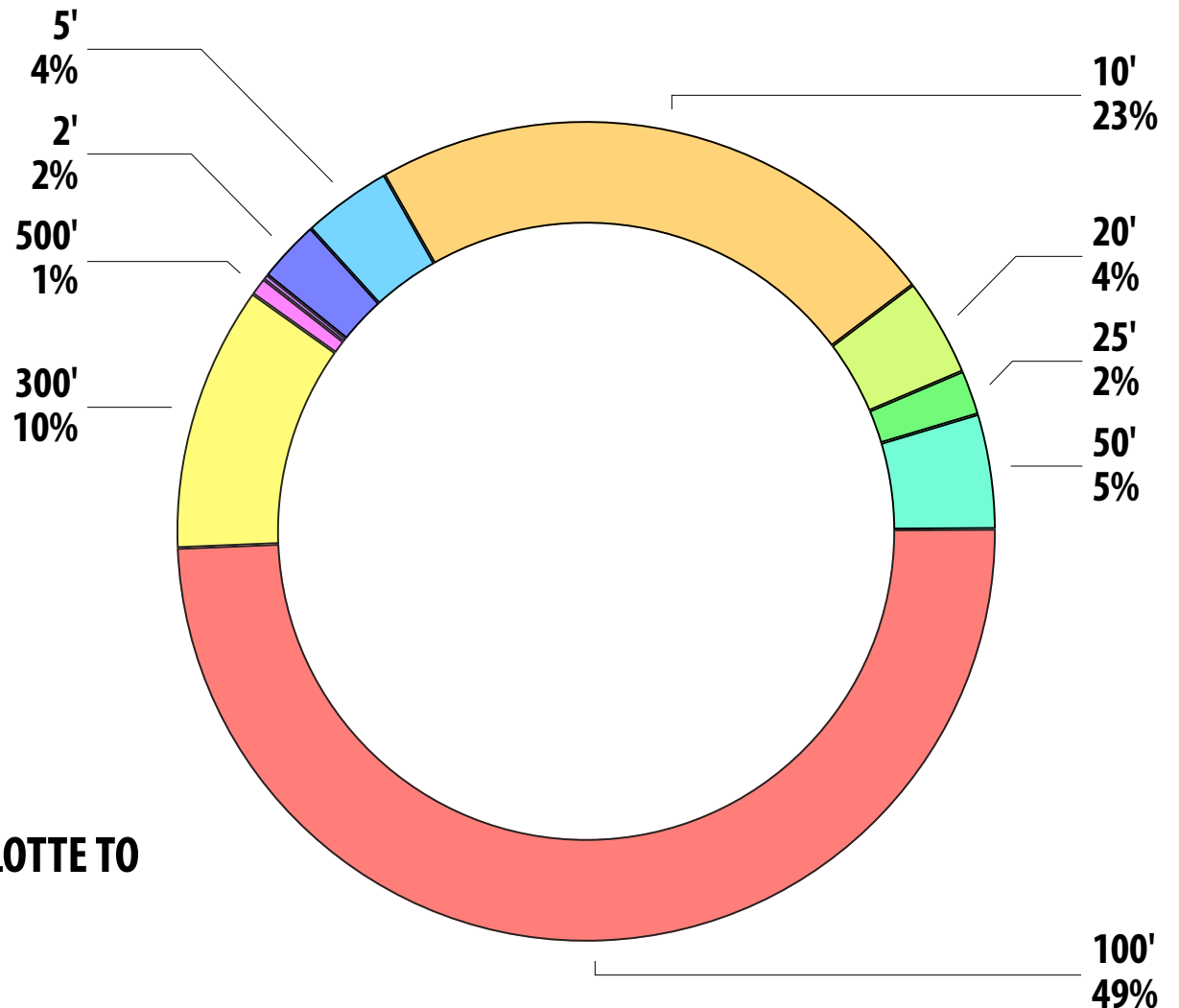
SHIPPED IN 2020

**367,784,742'**

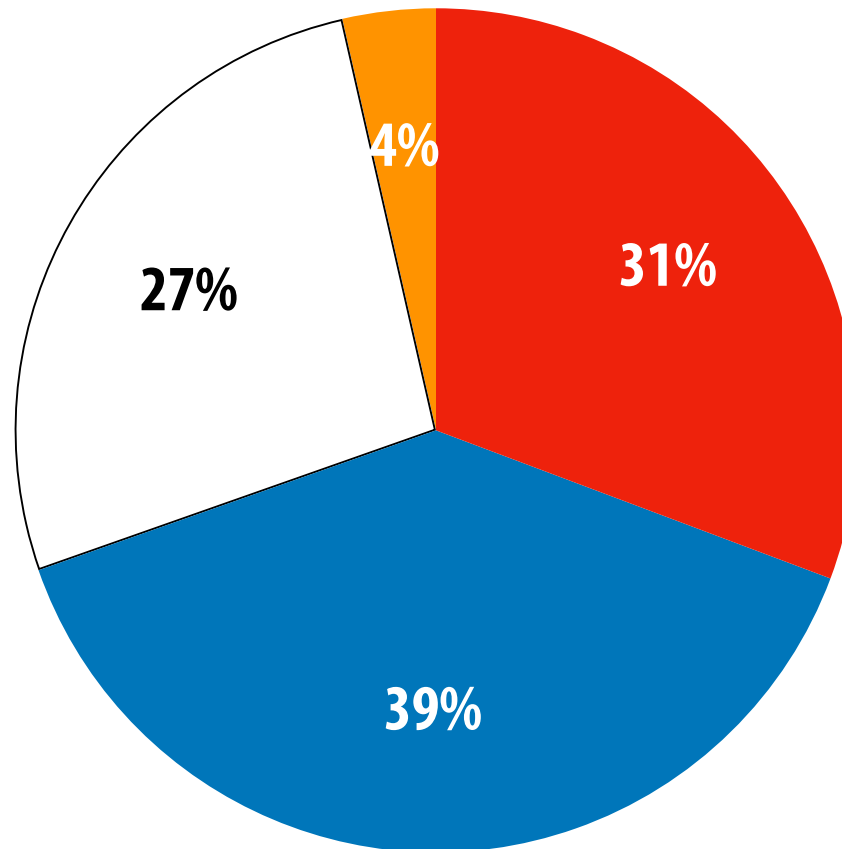
SHIPPED IN SINCE 2018

**26,860** MILES IN 2020.

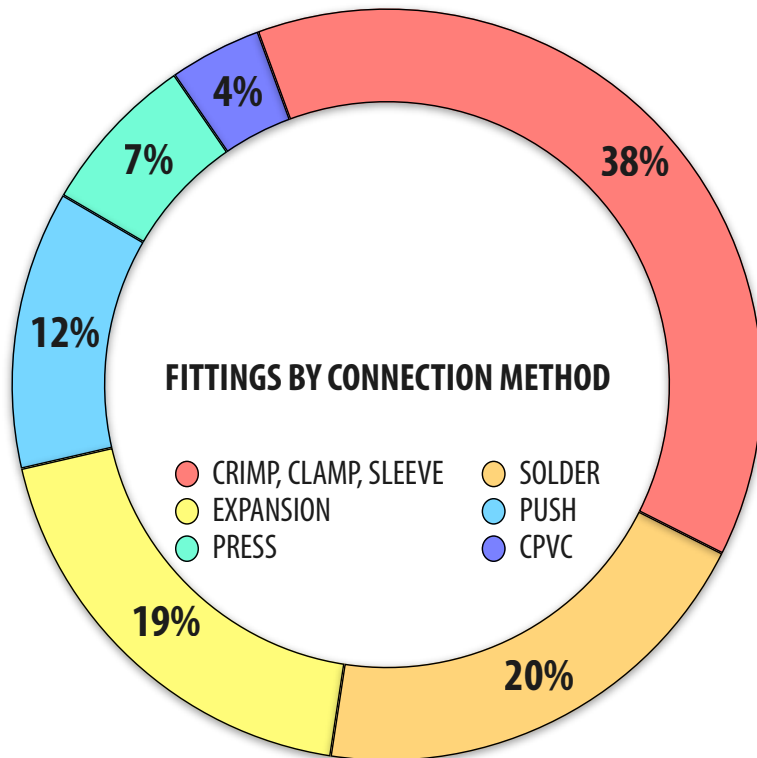
**5** ROUND TRIP DRIVES FROM CHARLOTTE TO SEATTLE



# PIPE BY COLOR



# CONNECTION METHODS



## RESIDENTIAL CONNECTIONS

- SOLDER AND CPVC SHARE IS BEING TAKEN BY PEX IN RESIDENTIAL CONSTRUCTION IN MOST (NOT ALL MARKETS)
  - CPVC DECLINING FASTER THAN SOLDER
- NO ONE PLUMBS NEW CONSTRUCTION PROJECTS WITH PUSH TO CONNECT. IT'S A REPAIR OR REMODEL PLAY.
- EVERYTHING NEW GOING UP IN 90% OF MARKETS IS FLEXIBLE PIPING (PEX)
  - PEX-B OR A HYBRID (A-PIPE WITH PLASTIC CRIMP FITTINGS)
  - THE SPEED OF PEX-A PIPE MAKES UP FOR THE DIFFERENCE IN PER FOOT PRICE

## COMMERCIAL CONNECTIONS

- SOLDER HAS BEEN REPLACED IN MOST MARKETS BY PRESS
  - LESS THAN 5% OF MAJOR NEW RESIDENTIAL PROJECTS ARE BEING SPECIFIED WITH SOLDER FITTINGS
- PUSH TO CONNECT ON PROJECTS IS RARE
- FULL-FLOW PEX-A PIPING SYSTEMS ARE SPEC'ED MORE THAN ANY OTHER CONNECTION METHOD VIRTUALLY EVERYWHERE

177M PEX-B CONNECTIONS

75M PEX-A CONNECTIONS



# **PIPE JOINING TRAINING**



**SOLDER**


# SOLDERING

## COPPER TUBE



- LONGEVITY; TRIED AND TRUE; TIME PROVEN
- STANDARD SUPPORT OR HANGING REQUIREMENTS
- QUIET IN OPERATION
- 50 YEAR WARRANTY
- PREVENTS BACTERIA GROTH
- RECYCLABLE
- UNAFFECTED BY UV; INFLAMMABLE
- OD CONTROLLED TUBE WITH DIFFERENT WALL THICKNESSES

## WROT COPPER FITTINGS



- POPULAR IN PLUMBING, REFRIGERATION, HEATING AND OTHER APPLICATIONS
- TRIED AND TRUE JOINING METHOD
- IN ALL P&H CODES
- JOINT IS THE STRONGEST PART OF THE SYSTEM
- BURN PERMITS REQUIRED IN MOST MAJOR CITIES
- LARGER DIAMETERS REQUIRE MORE SKILL FOR SECURE, LEAK FREE CONNECTIONS
- 293 PSI WHEN SOLDERED. 440 PSI WHEN BRAZED



## TOOLS REQUIRED:

PIPE CUTTER



REAMER



SOLDER



FLUX



TORCH



EMERY CLOTH



TUBE BRUSH





# **SOLDERING STEPS**

- 1. CUT COPPER WITH A TUBE CUTTER**
- 2. REAM INSIDE AND OUTSIDE OF PIPE TO REMOVE BURRS**
- 3. SAND THE PIPE**
- 4. CLEAN THE FITTING**
- 5. FLUX THE FITTING AND PIPE**
- 6. HEAT THE JOINT**
- 7. ALLOW TO COOL**



**CPVC**

# SOLVENT WELD - CPVC



- WILL NOT PIT, SCALE OR CORRODE
- WILL NOT LEACH
- LIGHTWEIGHT VS. COPPER
- LOWER MATERIAL COST THAN COPPER
- LESS SUSCEPTIBLE TO THEFT
- QUIETER IN OPERATION THAN COPPER
- FULL FLOW...NO INSERT FITTING
- IN USE FOR MORE THAN 50 YEARS
- POPULAR FOR HOT AND COLD POTABLE WATER
- FAST AND EASY INSTALLATION
- INEXPENSIVE TOOLS
- CLEAN PROFESSIONAL APPEARANCE
- WHEN DONE PROPERLY, THE JOINT IS THE STRONGEST PART OF THE SYSTEM

## CPVC CONNECTION STEPS

1. CUT PIPE WITH A PIPE CUTTER
2. REAM INSIDE AND OUTSIDE OF PIPE TO REMOVE BURRS AND BEVEL THE LEADING EDGE
3. APPLY PRIMER TO FITTING AND PIPE
4. APPLY GLUE TO FITTING AND PIPE
5. INSERT PIPE INTO FITTING AND TWIST SLIGHTLY
6. ALLOW JOINT TO CURE



## TOOLS REQUIRED:

PIPE CUTTER



PRIMER & GLUE



REAMER





**PRESS**

# PRESS



## **PRESS CONNECTION STEPS**

1. **CUT COPPER WITH A TUBE CUTTER**
2. **REAM INSIDE AND OUTSIDE OF PIPE TO REMOVE BURRS**
3. **INSERT PIPE INTO FITTING**
4. **PRESS USING PNEUMATIC PRESS TOOL**

- FIRST INSTALLED IN 1963 IN EUROPE
- PLUMBING AND HEATING
- QUICKLY AND RELIABLY MAKE JOINTS
- NO FLAME
- CODE ACCEPTED
- AESTHETICALLY PLEASING
- 1/2" – 4" - 200 PSI UP TO 250°F
- LEAK BEFORE PRESS TECHNOLOGY
- PREFERRED ON COMMERCIAL PROJECTS
- VERY LITTLE RESIDENTIAL USE
- REQUIRES LITTLE SKILL

## **TOOLS REQUIRED:**

PIPE CUTTER



REAMER



PRESS TOOL







**PEX-B**

# PEX - CRIMP

# APOLLO PEX

## PEX


- Resistant to corrosion and build up
- Freeze damage resistant
- Flexible
- Systems require fewer fittings than rigid systems
- Quiet operation - less water hammer
- Less susceptible to theft
- Lightweight
- Popular in residential plumbing and hydronic applications
- Fast to install

## CRIMP CONNECTIONS

- Crimps made of copper
- Most affordable way to connect
- Represents 65% of PEX connections
- Multiple jaw sets required to make connections from 3/8 - 1 in.

## CRIMP CONNECTION STEPS

1. CUT PIPE TO DESIRED LENGTH
2. SLIDE CRIMP RING ONTO PIPE
3. INSERT FITTING
4. POSITION CRIMP RING 1/4" FROM END OF PIPE
5. CRIMP USING PEX TOOL
6. CHECK CONNECTION USING GO/NO GO GAUGE



## TOOLS REQUIRED:

PIPE CUTTER



CRIMPING TOOL



## UPGRADE

EXCLUSIVE TO THE HOME DEPOT






## CLAMP CONNECTIONS

- Clamps made of stainless steel
- Corrosion proof
- Best for tight spaces
- One tool for all sizes 3/8 - 1 in.

## CLAMP CONNECTION STEPS

1. CUT PIPE TO DESIRED LENGTH
2. SLIDE CLAMP ONTO PIPE
3. INSERT FITTING
4. POSITION CLAMP 1/4" FROM END OF PIPE
5. SECURE CLAMP WITH TOOL



## TOOLS REQUIRED:

PIPE CUTTER



PINCH CLAMP TOOL



## UPGRADES

EXCLUSIVE TO THE HOME DEPOT




## SLEEVE CONNECTIONS

- Sleeves made of stainless steel
- Corrosion proof
- Dual crimp connection
- Aesthetically pleasing
- One tool for all sizes for 1/2 & 3/4 in.
- **EXCLUSIVE TO THE HOME DEPOT**

## SLEEVE CONNECTION STEPS

1. CUT PIPE TO DESIRED LENGTH
2. SLIDE SLEEVE ONTO PIPE
3. INSERT FITTING
4. SECURE SLEEVE WITH TOOL



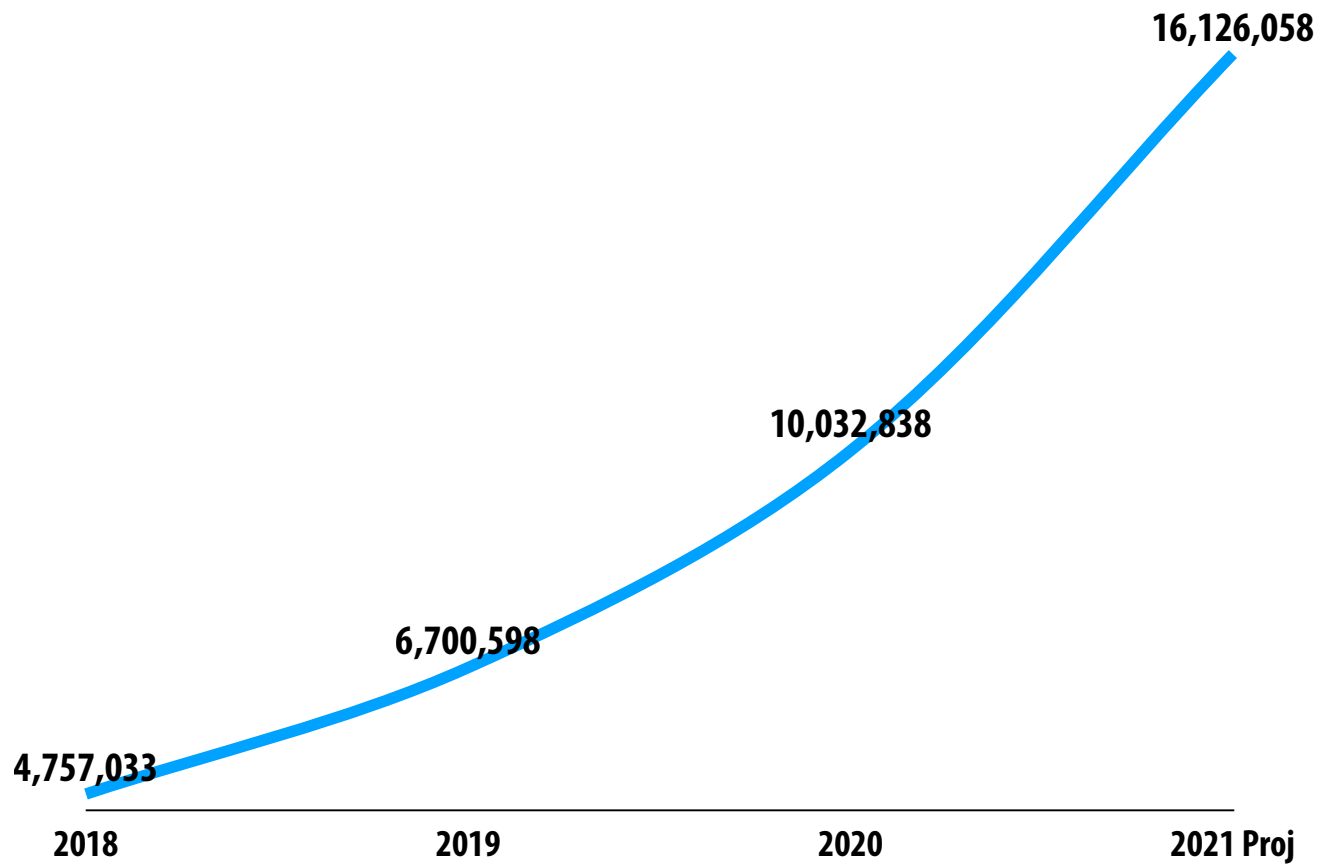
## TOOLS REQUIRED:

PIPE CUTTER



SLEEVE TOOL





# MULTI-PACK ADVANTAGES

# APOLLO PEX



**#301541105**  
**1 PIECE PER BAG**  
**\$2.60 EACH**



**#301541108**  
**5 PIECES PER BAG**  
**\$1.17 EACH**



**#301541110**  
**10 PIECES PER BAG**  
**\$2.10 EACH**



**#305103988**  
**30 PIECES PER JAR**  
**\$.85 EACH**



**#303255571**  
**25 PIECES PER JAR**  
**\$1.83 EACH**



**PEX-A**



# EXPANSION PEX (PEXa)


EXPANSION  
**APOLLO PEX**

## EXPANSION PEX

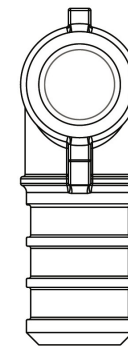
- 25 Year System Warranty
- Available up to 1 in.
- Full flow system allows for up to 50% higher GPM than standard PEX systems
- \$750M market in North America alone
- **EXCLUSIVE TO THE HOME DEPOT**

## EXPANSION PEX STEPS

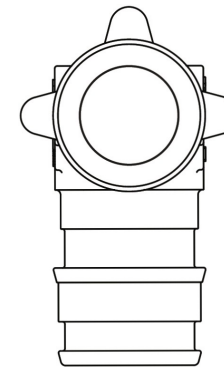
1. CUT PIPE TO DESIRED LENGTH
2. PLACE SLEEVE ON PIPE
3. EXPAND PIPE USING TOOL
4. INSERT FITTING INTO PIPE



PEX-B



PEX-A



## TOOLS REQUIRED:

PIPE CUTTER



EXPANSION TOOL



# MARKET CHALLENGES



**I'm a plumbing contractor out of washington state. We mainly use wirsbo pex, we are experiencing a crazy shortage of pex fittings and pipe!?!? luckily we keep a good stock in the shop, however its running low....and our supplier isn't getting much in. How is everyone else doing?**

**We're running out of a lot of PEX fittings in Denver too.**

**I use wirsbo as well. Couldn't get 1/2 90's for about 6 weeks. the pipe was wirsbo but is now a different manufacturer ( not sure the reason) if the supplier couldn't get it, or found a cheaper option.**

**So I am a business owner and I cannot get uponor fittings and pipe due to them in back order.**

**Is anyone else having trouble finding 1/2" wirsbo fittings or is it just us lucky plumbers in oregon?**

**I'm in the middle renovating my house and I have been trying to get my hands on some 1/2" Uponor PEX A (Aqua PEX) but no one seems to have any in stock. I decided to go with PEX A (Uponor in particular) based on all the good reviews, hoping to avoid future issues. I even purchased the expander power tool. Now I can't find Uponor Aqua PEX...**



# TRANSITION FITTINGS


**EXPANSION**  
**APOLLO PEX**

OMSID	MFG Model #	DESCRIPTION
310850595	EPXBC1212	1/2 in. Brass PEX-A Barb x Polybutylene Coupling
310850596	EPXBC3434	3/4 in. Brass PEX-A Barb x Polybutylene Coupling
305469329	EPXCPVC12	1/2 in. Brass PEX-A Barb x 1/2 in. CPVC Straight Adapter
305469331	EPXCPVC34	3/4 in. Brass PEX-A Barb x 3/4 in. CPVC Straight Adapter
310850790	EPXFS1212	1/2 in. Brass PEX-A Barb x 1/2 in. Female Sweat Adapter
310850791	EPXFS3434	3/4 in. Brass PEX-A Barb x 3/4 in. Female Sweat Adapter
310850786	EPXMS1212	1/2 in. Brass PEX-A Barb x 1/2 in. Male Sweat Adapter
302741321	EPXMS1234	1/2 in. Brass PEX-A Expansion Barb x 3/4 in. Reducing Male Sweat Adapter
302741316	EPXMS341	3/4 in. Brass PEX-A Expansion Barb x 1 in. Male Sweat Adapter
310850793	EPXMS3434	3/4 in. Brass PEX-A Barb x 3/4 in. Male Sweat Adapter
310850795	EPXMSA11	1 in. Brass PEX-A Barb x 1 in. Male Sweat Adapter
313479329	EPXPR11	1 in. Brass PEX-A Barb x 1 in. Press Adapter
313479330	EPXPR1212	1/2 in. Brass PEX-A Barb x 1/2 in. Press Adapter
313479328	EPXPR3434	3/4 in. Brass PEX-A Barb x 3/4 in. Press Adapter
305469324	EPXPVC34	3/4 in. Brass PEX-A Barb x 3/4 in. Schedule 40 PVC Straight Adapter
305469316	EPXV12S	1/2 in. Brass PEX-A Barb x 1/2 in. Solder Ball Valve
305469339	EPXV34S	3/4 in. Brass PEX-A Barb x 3/4 in. Solder Ball Valve



# PEXa MANIFOLD SALES

**EXPANSION**  
**APOLLO PEX**



- **DECEMBER INTRODUCTION**
- **EXCLUSIVE**
- **ONLY PEXa HOMERUN MANIFOLD**
- **\$63K IN RETAIL SALES IN 5 MONTHS**

THD SKU	APOLLO P/N	DESCRIPTION	UNIT SALES
1005954309	EPXMANI12	12-Port PEX-A Manifold with 1/2 in. Brass Ball Valves	51
1005954311	EPXMANI16	16-Port PEX-A Manifold with 1/2 in. Brass Ball Valves	78
1005954310	EPXMANI20	20-Port PEX-A Manifold with 1/2 in. Brass Ball Valves	41
1005954313	EPXMANI24	24-Port PEX-A Manifold with 1/2 in. Brass Ball Valves	42
1005954312	EPXMANI28	28-Port PEX-A Manifold with 1/2 in. Brass Ball Valves	24
1005954308	EPXMANI32	32-Port PEX-A Manifold with 1/2 in. Brass Ball Valves	16
1005954307	EPXMANI36	36-Port PEX-A Manifold with 1/2 in. Brass Ball Valves	15

# PEXa POLY ALLOY LINE EXPANSION

EXPANSION  
**APOLLO PEX**

## DESCRIPTION

1/2 in. Poly-Alloy PEX-A Expansion Barb x 1/2 in. FPT Female Swivel Elbow

1/2 in. Poly-Alloy PEX-A Expansion Barb x 1/2 in. FPT Adapter

1/2 in. Poly-Alloy PEX-A Expansion Barb x 1/2 in. FPT Female Swivel Adapter

1/2 in. Poly-Alloy PEX-A Expansion Barb x 1/2 in. FPT Swivel Nut Fixture Adapter

1/2" Poly-Alloy PEX-A Expansion Barb x 1/2 in. MPT Elbow

3/4 in. Poly-Alloy PEX-A Expansion Barb x 3/4 in. MPT Adapter

1/2 in. x 1/2 in. x 3/4 in. Poly-Alloy PEX-A Expansion Barb Tee

3/4 in. x 1/2 in. x 3/4 in. Poly-Alloy PEX-A Expansion Barb Tee

1 in. x 3/4 in. x 3/4 in. Poly-Alloy PEX-A Expansion Barb Tee

1 in. x 3/4 in. x 1 in. Poly-Alloy PEX-A Expansion Barb Tee

1 in. x 1 in. x 1/2 in. Poly-Alloy PEX-A Expansion Barb Tee

1/2 in. Poly-Alloy PEX-A Expansion Barb x 1/2 in. FPT Elbow

3/4 in. x 3/4 in. x 1 in. Poly-Alloy PEX-A Expansion Barb Tee

3/4 in. x 1/2 in. Poly-Alloy PEX-A Expansion Barb Elbow

3/4 in. Poly-Alloy PEX-A Expansion Barb x 1/2 in. PEX-A Barb 3-Port Opposing Open Multi-port Tee

3/4 in. Poly-Alloy PEX-A Expansion Barb x 1/2 in. PEX-A Barb 4-Port Opposing Open Multi-port Tee

3/4 in. Poly-Alloy PEX-A Expansion Barb x 1/2 in. PEX-A Barb 6-Port Opposing Open Multi-port Tee

3/4 in. Poly-Alloy PEX-A Expansion Barb x 1/2 in. PEX-A Barb 3-Port Opposing Closed Multi-port Tee

3/4 in. Poly-Alloy PEX-A Expansion Barb x 1/2 in. PEX-A Barb 4-Port Opposing Closed Multi-port Tee

3/4 in. Poly-Alloy PEX-A Expansion Barb x 1/2 in. PEX-A Barb 8-Port Opposing Closed Multi-port Tee




# LARGE DIAMETER PEX-A - COMING EARLY 2022

**EXPANSION**  
**APOLLO PEX**

DESCRIPTION	APOLLO P/N	EACH	CARTON QTY
1 1/4 in. Poly Alloy PEX Barb Plug	Poly Alloy Fitting	1	10
1 1/2 in. Poly Alloy PEX Barb Plug	Poly Alloy Fitting	1	10
2 in. Poly Alloy PEX Barb Plug	Poly Alloy Fitting	1	10
1 1/2 in. Poly Alloy PEX Barb Tee	Poly Alloy Fitting	1	10
1 1/4 in. Poly Alloy PEX Barb Tee	Poly Alloy Fitting	1	10
2 in. Poly Alloy PEX Barb Tee	Poly Alloy Fitting	1	10
1 1/4 in. Poly Alloy PEX Barb Coupling	Poly Alloy Fitting	1	10
1 1/2 in. Poly Alloy PEX Barb Coupling	Poly Alloy Fitting	1	10
1 1/2 in. x 1 1/4 in. Poly Alloy PEX Barb Reducing Coupling	Poly Alloy Fitting	1	10
1 1/4 in. x 1 in. Poly Alloy PEX Barb Reducing Coupling	Poly Alloy Fitting	1	10
1 1/4 in. x 3/4 in. Poly Alloy PEX Barb Reducing Coupling	Poly Alloy Fitting	1	10
2 in. Poly Alloy PEX Barb Coupling	Poly Alloy Fitting	1	10
2 in. x 1 1/2 in. Poly Alloy PEX Barb Reducing Coupling	Poly Alloy Fitting	1	10
1 1/2 in. Poly Alloy PEX Barb Elbow	Poly Alloy Fitting	1	10
2 in. Poly Alloy PEX Barb Elbow	Poly Alloy Fitting	1	10
1 1/4 in. Poly Alloy PEX Barb Elbow	Poly Alloy Fitting	1	10
1 1/4 in. x 1 1/4 in. x 1/2 in. Poly Alloy PEX Barb Reducing Tee	Poly Alloy Fitting	1	10
1 1/4 in. x 1 1/4 in. x 3/4 in. Poly Alloy PEX Barb Reducing Tee	Poly Alloy Fitting	1	10
1 1/4 in. x 1 1/4 in. x 1 in. Poly Alloy PEX Barb Reducing Tee	Poly Alloy Fitting	1	10
1 1/2 in. x 1 1/2 in. x 1 1/4 in. Poly Alloy PEX Barb Reducing Tee	Poly Alloy Fitting	1	10
1 1/2 in. x 3/4 in. x 1 1/2 in. Poly Alloy PEX Barb Reducing Tee	Poly Alloy Fitting	1	10
1 1/2 in. x 1 1/2 in. x 1 in. Poly Alloy PEX Barb Reducing Tee	Poly Alloy Fitting	1	10
1 1/2 in. x 1 1/2 in. x 3/4 in. Poly Alloy PEX Barb Reducing Tee	Poly Alloy Fitting	1	10
1 1/2 in. x 1 in. x 1 1/2 in. Poly Alloy PEX Barb Reducing Tee	Poly Alloy Fitting	1	10
2 in. x 1 1/2 in. x 2 in. Poly Alloy PEX Barb Reducing Tee	Poly Alloy Fitting	1	10
2 in. x 2 in. x 1 1/2 in. Poly Alloy PEX Barb Reducing Tee	Poly Alloy Fitting	1	10
2 in. x 2 in. x 1 in. Poly Alloy PEX Barb Reducing Tee	Poly Alloy Fitting	1	10
1 1/4 in. X 20' White PEX-a Pipe	Pipe	1	5
1 1/2 in. X 20' White PEX-a Pipe	Pipe	1	5
2 in. X 20' White PEX-a Pipe	Pipe	1	5
1 1/4 in. PEX-a Sleeve/Ring	Sleeve	1	20
1 1/2 in. PEX-a Sleeve/Ring	Sleeve	1	20
2 in. PEX-a Sleeve/Ring	Sleeve	1	20

HD SUPPLY VISIT - 07.22.2021



**PUSH  
TO  
CONNECT**



# PUSH TO CONNECT

# TECTITE


by APOLLO

## TECTITE


- Lifetime Warranty
- Available up to 1 in.
- Fast, simple and clean to install
- 250°F & 200 psi
- Works on CTS sized pipe. (Copper, CPVC, & PEX)
- Great for transitioning from one pipe to another
- **EXCLUSIVE TO THE HOME DEPOT**

## TECTITE STEPS

1. CUT PIPE TO DESIRED LENGTH
2. MARK DEPTH ON PIPE USING DEPTH GAUGE
3. PUSH AND TWIST FITTING ONTO PIPE



#301410237



## TOOLS REQUIRED:

PIPE CUTTER



DEPTH GAUGE



## UPGRADE

**EXCLUSIVE TO THE HOME DEPOT**



36

# HISTORY

**1996 – UK**

**2000 - France**

**2002 - Japan**

**2003 – US & Australia**



**Pegler Yorkshire is the only completely vertically integrated manufacturer of push to connect fittings in the world.**

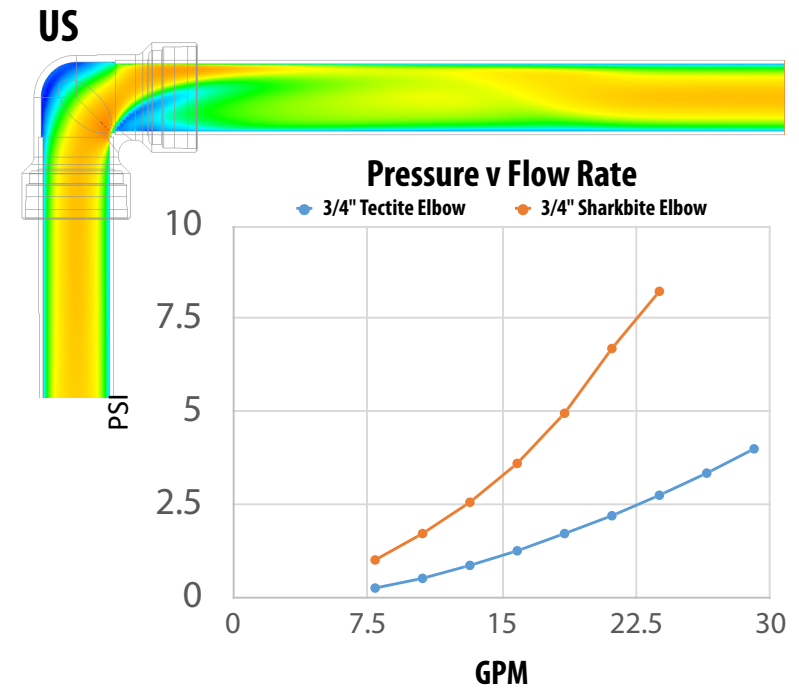


# DOWNWARD FORCE TEST

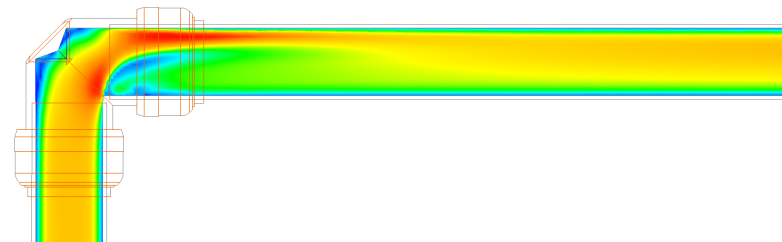
# COMPETITIVE POSITION

	<b>APOLLO</b>	<b>CASH ACME</b>	<b>Others</b>
<b>Production Begins</b>	<b>1994</b>	<b>2002</b>	<b>2012</b>
<b>Item Count</b>	<b>300+</b>	<b>237</b>	<b>107</b>
<b>Warranty</b>	<b>Forever</b>	<b>25 Years</b>	<b>5 Years</b>
<b>Pressure Rating</b>	<b>200 psi</b>	<b>200 psi</b>	<b>200 psi</b>
<b>Temperature Rating</b>	<b>250°</b>	<b>200°</b>	<b>200°</b>

# PRODUCT DIFFERENTIATION



**THEM**



# 6 PACKS



#301410253



#306066453



#305483727



#305483717



#306066447



#305483692



#305483739



#305483721



#305483697



#305483712



#305483699

# TANKTEE - # 302163481





Do not directly flame to burner through when  
flaming connections to water heater. It  
is important to use the correct  
to these fittings as they are connected to  
the gas control valve. (See the gas control valve)



# INNOVATIVE PRODUCTS

